

SW5500 - the real Industrial Hybrid powered sweeper in the industry

At the same time, SW5500 provides more sustainability with the optional hybrid technology reducing emission and the level of noise.

What SW5500 does best for you:

1. Increases productivity at your fingertips
 2. Lowers the total cost of ownership
 3. Creates a safer and cleaner environment
- 25–30% increased sweeping performance with a worn main broom versus traditional sweeping system
 - 30% increased hopper filling gives higher productivity as less time is spend dumping the debris
 - The first real hybrid industrial sweeper on the market: flexible cleaning, low emissions and low noise
 - Main broom adjustment easy to check by pushing a button
 - All sweeping functions activated by OneTouch™ button and pressing the drive pedal
 - All functions automatically stop when not driving to reduce consumptions
 - High quality components and assembly
 - Automatic speed reduction in tight curves and operating the hopper
 - Warning alarm and reduced hopper lifting speed on slopes
 - DustGuard™ system to reduce dust created by the side brooms
 - Parallelogram concept on side broom for better and consistent sweeping performance
 - Climb 20% on ramp/slopes while sweeping




Picture shown may not represent model quoted

The SW5500 offers a highly productive, comfortable and cost-effective way to sweep large floors and outdoor areas of dust and debris. A ride-on sweeper with the size and capacity to speed up your cleaning.

Daily benefits like creating a safer environment and lowering the total costs of ownership make this machine an attractive choice for contract cleaners, industrial sites and factories, warehouses, distribution centers, sports arenas, parking lots of large retail stores or shopping malls, multi-store car parks, etc.

• Standard equipment

Included accessories	Ref. no.	Min. required	SWEeper SW5500 B	SWEeper SW5500 D	SWEeper SW5500 LPG
Filter for Sweeping					
FILTER PANEL PAPER ULTRA WEB	1467174000	1	•	•	•
FILTER PANEL POLYESTER ULTRA WEB	1467173000	1			
Main Broom					
BROOM MAIN 360X850 8R PPL 0,8	1465717000	1	•	•	•
Side Broom					
BROOM SIDE 302X500 MIX STEEL	1466936000	1			
BROOM SIDE 302X500 PPL 1.5 BLACK	1466670000	1	•	•	•
Battery					
BATT.24V-480Ah WET in tray - Aquamatic	80562448	1			
 BATTERY TRACTION 24V 330 Ah GEL	80565300	1			
On-Board Charger					



SW5500 - the real Industrial Hybrid powered sweeper in the industry

Included accessories	Ref. no.	Min. required	SWEeper SW5500 B	SWEeper SW5500 D	SWEeper SW5500 LPG
CHARGER BATT. ONBOARD KIT 24V-40A 230V	1466893000	1			
External Charger					
CHARGER HF 24V 60A SB175G	80552460	1			
Guard Option					
DUSTGUARD KIT	1466890000	1			
Other					
BATT. FIXING 330/360Ah BATTERY TRAY KIT	1465750000	1			
BATT. FIXING 420/480Ah BATTERY TRAY KIT	1466420000	1			
BROOM LEFT SIDE PPL 1.5 KIT	1466888000	1			

Model	SWEeper SW5500 B	SWEeper SW5500 D	SWEeper SW5500 LPG
-------	---------------------	---------------------	-----------------------

Ref. no.	9084410010	9084412010	9084411010
----------	------------	------------	------------

PRODUCT FEATURES

Flap lifting device	•	•	•
Paper panel filter	•	•	•
Hour Meter	•	•	•
Amber safety beacon	•	•	•
Back up warning alarm	•	•	•
Battery version	•		
Fuel indicator and gauge		•	•
Service indicator	•	•	•
Key switch	•	•	•
Parking brake	•	•	•
LP gas version			•
Variable high dump system	•	•	•
Diesel version		•	
Non marking traction wheels	•	•	•
Battery level indicator	•		
Horn	•	•	•
Wet sweep by-pass	•	•	•
Variable speed control	•	•	•
On-board charger	•		
Automatic speed reduction	•	•	•
Adjustable side broom speed	•	•	•
Adjustable seat	•	•	•
Charging indicator	•		



SW5500 - the real Industrial Hybrid powered sweeper in the industry

Model	SWEeper SW5500 B	SWEeper SW5500 D	SWEeper SW5500 LPG
Ref. no.	9084410010	9084412010	9084411010

PRODUCT FEATURES






Multi-frequency filter shaker	•	•	•
Electric start		•	•
Speed indicator	•	•	•
Overheat indicator	•	•	•
One Touch Button	•	•	•
No tool broom adjustment	•	•	•
Foam filled rear wheels	•	•	•
Main broom worn alarm	•	•	•
Timed multi-frequency filter shaker	•	•	•

Technical specifications	SWEeper SW5500 B	SWEeper SW5500 D	SWEeper SW5500 LPG
Sound pressure level (dB(A))	68	85	79
Motor power source	Battery 24V	Diesel, Yanmar 4.1 kW	LPG, Honda 6.3 kW
Max speed (km/h)	9	10	10
Productivity main broom theoretical/actual (m ² /h)	7650/5355	8500/5950	8500/5950
Productivity 1 side broom theoretical/actual (m ² /h)	10575/7405	11750/8225	11750/8225
Productivity 2 side brooms theoretical/actual (m ² /h)	13500/9450	15000/10500	15000/10500
Working width (mm)	850	850	850
Working width w/right side broom (mm)	1175	1175	1175
Working width w/2 side brooms (mm)	1500	1500	1500
Max climbing rate (%)	20	20	20
Hopper volume (l)	150	150	150
Max dumping height (cm)	1650	1650	1650
Filter cleaning system	Timed multi-frequency	Timed multi-frequency	Timed multi-frequency
Filter area (m ²)	7	7	7
Side broom speed (RPM)	40 - 155	40 - 155	40 - 155
Side broom diameter (mm)	500	500	500
Length x width x height (mm)	1875x1200x1565	1875x1200x1565	1875x1200x1565
Net weight (kg)	636	757	764
Operating weight (kg)	1101	838	871



SW5500 - the real Industrial Hybrid powered sweeper in the industry

● Standard equipment, ○ Supplementary accessories, □ Mountable equipment

Accessories		Ref. no.	Min. required	SWEeper SW5500 B	SWEeper SW5500 D	SWEeper SW5500 LPG
Battery						
	BATT.12V-110Ah AGM Crystal Monobloc	80565512	2		□	□
	BATT.24V-420Ah GEL Single Cells in tray	80562442	1	□		
	BATT.24V-480Ah WET in tray - Aquamatic	80562448	1	□		
	BATT. 6V-240AH GEL MONOBLOC	80564100	4	□		
	BATT. 6V-255AH WET SEMI T MONOBLOC	80565000	4	□		
	BATT. 12V-110AH WET TUBULAR MONOBLOC	80564600	2		□	□
	BATTERY TRACTION 24V 330 Ah GEL	80565300	1	□		
	BATTERY TRACTION 24V 360 Ah	80565200	1	□		
Other						
	BATT. FIXING 330/360Ah BATTERY TRAY KIT	1465750000	1	□		
	BATT. FIXING 420/480Ah BATTERY TRAY KIT	1466420000	1	□		
	BATT. FIXING HYBRID DIESEL KIT	1467093000	1		□	
	BATT. FIXING HYBRID LPG KIT	1467092000	1			□
	BATTERY TRAY 630X420	1467475000	1	□		
	BROOM LEFT SIDE PPL 1.5 KIT	1466888000	1	□	□	□
	HYBRID KIT	1466249000	1		□	□
	SEAT SUSPENSION KIT	1466887000	1	□	□	□
	USB PORT KIT	1466247000	1	□	□	□
	WHEELS SOLID 4.00-8 CPL KIT	1466860000	1	□	□	□
	WHEELS SOLID 4.00-8 NON MARKING CPL KIT	1466588000	1	□	□	□
External Charger						
	CHARGER HF 24V 30A SB175R	80542431	1	○		
	CHARGER HF 24V 60A SB175G	80552460	1	○		
On-Board Charger						
	CHARGER BATT. ONBOARD KIT 24V-40A 230V	1466893000	1	□		



SW5500 - the real Industrial Hybrid powered sweeper in the industry

Accessories	Ref. no.	Min. required	SWEeper SW5500 B	SWEeper SW5500 D	SWEeper SW5500 LPG
Main Broom					
BROOM MAIN 360X850 8R MIX STEEL WHITE	1465730000	1	○	○	○
BROOM MAIN 360X850 8R PPL 0.8	1465717000	1	●	●	●
BROOM MAIN 360X850 8R PPL 1 BLACK	1465731000	1	○	○	○
Side Broom					
BROOM SIDE 302X500 MIX 5	1467076000	1	○	○	○
BROOM SIDE 302X500 MIX STEEL	1466936000	1	○	○	○
BROOM SIDE 302X500 PPL 1.5 BLACK	1466670000	1	●	●	●
Filter for Sweeping					
FILTER PANEL PAPER ULTRA WEB	1467174000	1	●	●	●
FILTER PANEL POLYESTER ULTRA WEB	1467173000	1	○	○	○
FILTER POCKET KIT	1466885000	1	□	□	□
Guard Option					
CANOPY FOR OHG KIT	1466886000	1	□	□	□
DUSTGUARD KIT	1466890000	1	□	□	□
GUARD LEFT SIDE BROOM KIT	1466892000	1	□	□	□
GUARD OVERHEAD KIT	1466096000	1	□	□	□
GUARD RIGHT SIDE BROOM KIT	1466891000	1	□	□	□
Light Option					
LIGHT FRONT KIT	1466889000	1	□	□	□

